





Nijmegen, Netherlands









**11th International Indoor Fly In**  
 3, 4 and 5 November 2023, Nijmegen  
 Jan Massinkhal (Cat I hall)

## Final Results





### F1M

Placing	Country	Name	Fl. 1	Fl. 2	Fl. 3	Fl. 4	Fl. 5	Fl. 6	Flying Total Best 2
1		Niels Wijnhoven	07:07	07:04	07:23	04:29	06:21	04:30	14:30
2		Rina Pijnappels	05:31	01:53	04:53	02:58			10:24





### F1N

Placing	Country	Name	Fl. 1	Fl. 2	Fl. 3	Fl. 4	Fl. 5	Fl. 6	Fl. 7	Fl. 8	Fl. 9	Total best 3 flights
1		Jurgen Maassen	19,4	19,7	32,3	31,8	15,4	32,8	27,2	32,1	31,0	97,2
2		Erik Crins	27,1	25,6	29,8							82,5
3		Niels Wijnhoven	24,6	26,8	25,2	21,0	23,9	23,2	24,3	23,6	20,8	76,6
4		Vincent Merlijn	23,4	16,8	25,2							65,4
5		Florian Stoelinga	14,6	21,6	20,7	17,8	22,9	20,4	15,4	20,7	19,7	65,2
6		Herman Wijnhoven	14,3	12,6	13,3	8,4	9,1	12,3	11,2	7,5	12,5	40,2





## Profile Scale (Nocal)

Placing	Country	Name	Model	Fl. 1	Fl. 2	Fl. 3	Fl. 4	Fl. 5	Fl. 6	Flying Total Best 2
1		Lars Tolkstam	Spitfire Mk XIX	1:49	2:19	2:01				4:20
2		Johan Wallin	Supermarine Seafire	1:48	1:37	1:27	1:10	2:02	1:54	3:56
3		Richard Crossley	Fletcher FL-23	1:47	1:16	1:50	1:49	1:41	1:58	3:48
4		Erik Crins	P-39 Airacobra	0:52	1:08	0:59	1:10	1:06	1:26	2:36





## Glider scale target landing

Placing	Country	Name	Model	Fl. 1	Points
1		Mats Johansson	SG-38 Schulgleiter	1	1
2		Vincent Merlijn		2	2
3		Peter Smart	Slingsby Falcon	3	3
4		Peter Fardell	Lilienthal	4	4

## Glider scale Flight/Static









Placing	Country	Name	Model	Fl. 1	Fl. 2	Static	Total points
1		Peter Smart	Slingsby Falcon	1	1	3	5
2		Mats Johansson	SG-38 Schulgleiter	3	3	1	7
3		Peter Fardell	Lilienthal	2	4	2	8
4		Vincent Merlijn		4	2	4	10

## Glider scale Overall

Placing	Country	Name	Model	Target	Duration/Static	Total points*
1		Mats Johansson	SG-38 Schulgleiter	1	7	8
2		Peter Smart	Slingsby Falcon	3	5	8
3		Peter Fardell	Lilienthal	4	8	12
4		Vincent Merlijn		2	10	12

\*Final placing decided on static scores









## Pistachio Flying

Placing	Country	Name	Model	Fl. 1	Fl. 2	Fl. 3	Fl. 4	Fl. 5	Fl. 6	Fl. 7	Fl. 8	Fl. 9	Total 2 best flights
1		Antonin Alfery	Avia BH-21R	0:51	0:55	0:59	0:58	0:57	1:03	0:40	0:49	1:00	2:03
2		Lars Tolkstam	Udet U.12b Flamingo	0:48	0:47								1:35
3		Richard Crossley	Focke Wulf FW190A5	0:43	0:40	0:45	0:39	0:41	0:46	0:41	0:44	0:38	1:31
4		Jiri Dolezel	Nieuport Goshawk	0:33	0:33	0:35	0:04	0:31	0:09	0:29	0:05	0:27	1:08
5		Luis Bautista	Farman F380	0:21	0:20	0:27	0:26	0:09	0:20				0:53
6		Jean-Claude Bourdeaud'hui	Pottier 100.TS	0:24	0:23	0:26	0:21						0:50
7		Peter Smart	Pitts Special	0:24	0:21	0:14							0:45
8		Roel Lucassen	Rogozarski Brucos	0:03	0:04	0:03	0:06	0:12	0:14	0:12	0:12	0:22	0:36

## Pistachio Static score














Placing	Country	Name	Model	Static 1	Static 2	Static Total
1		Jiri Dolezel	Nieuport Goshawk	40	40	80
2		Richard Crossley	Focke Wulf FW190A5	32,5	32,5	65
3		Lars Tolkstam	Udet U.12b Flamingo	31,5	31,5	63
4		Antonin Alfery	Avia BH-21R	29,5	29,5	59
5		Roel Lucassen	Rogozarski Brucos	25,5	25,5	51
6		Luis Bautista	Farman F380	19,5	19,5	39
7		Jean-Claude Bourdeaud'hui	Pottier 100.TS	14	14	28
-		Peter Smart	Pitts Special	0	0	-

## Pistachio Overall














Placing	Country	Name	Model	Static	Place	Flight	Place	Placing combined
1		Jiri Dolezel	Nieuport Goshawk	80	1	1:08	4	5
2		Richard Crossley	Focke Wulf FW190A5	65	2	1:31	3	5
3		Lars Tolkstam	Udet U.12b Flamingo	63	3	1:35	2	5
4		Antonin Alfery	Avia BH-21R	59	4	2:03	1	5
5		Luis Bautista	Farman F380	39	6	0:53	5	11
6		Jean-Claude Bourdeaud'hui	Pottier 100.TS	28	7	0:50	6	13
7		Roel Lucassen	Rogozarski Brucos	51	5	0:36	8	13
-		Peter Smart	Pitts Special	-	-	0:45	7	-



















## F4F Peanut Static score

Placing	Country	Name	Model	Static 1	Static 2	Static Total
1		Jiri Dolezel	Bell P-39L Airacobra	60	60	120
2		Antonin Alfery	N.A P-51D Mustang	55,5	55,5	111
3		Mats Johansson	Bristol Scout	54,5	54,5	109
4		Lars Tolkstam	Gerner G.1	53	53	106
5		Mike Stuart	Heinkel He 45	49	49	98
5		Johan Wallin	ASJA L.1 Viking	49	49	98
7		David Prior	Airmark Cassutt IIIM	41,5	41,5	83
8		Jean-Claude Bourdeaud'hui	Bebe Jodel D9	40	40	80
9		Christian Fritzsche	Aeronca Defender	39,75	39,75	79,5
10		Eric Gouvreux	MS 893 E	39,5	39,5	79
11		Peter Smart	Morin N <sup>0</sup> 1	32	32	64
12		Martin Pike	Luton Minor	31,50	31,50	63
13		Jonathan Markovitz	DH81A Puss Moth	28,75	28,75	57,5

## F4F Peanut Overall

















Placing	Country	Name	Model	Static	Place	Flight	Place	Placing combined
1		Antonin Alfery	N.A P-51D Mustang	111	2	3:03	1	3
2		Jiri Dolezel	Bell P-39L Airacobra	120	1	2:03	3	4
3		Lars Tolkstam	Gerner G.1	106	4	2:11	2	6
4		Johan Wallin	ASJA L.1 Viking	98	5	1:43	4	9
5		Mike Stuart	Heinkel He 45	98	5	1:38	5	10
6		Mats Johansson	Bristol Scout	109	3	1:09	9	12
7		Jean-Claude Bourdeaud'hui	Bebe Jodel D9	80	8	1:14	7	15
8		David Prior	Airmark Cassutt IIIM	83	7	0:55	10	17
9		Jonathan Markovitz	DH81A Puss Moth	57,5	13	1:40	5	18
10		Peter Smart	Morin N <sup>0</sup> 1	64	11	1:13	8	19
11		Eric Gouvreux	MS 893 E	79	10	0:39	11	21
12		Christian Fritzsche	Aeronca Defender	79,5	9	0:12	13	22
13		Martin Pike	Luton Minor	63	12	0:22	12	24

## Kit Scale Static score

















Placing	Country	Name	Model	Static
1		Jiri Dolezel	Rearwin Speedster (Flyline Models)	90
2		Gerard Brinks	Bowers Fly Baby (Hummingbird)	85
3		George Kandylakis	Blackburn Monoplane (Aerographics)	83
4		John Bowerman	Fieseler Storch (Guillows)	82,5
5		Jonathan Markovitz	Bristol Scout (Lee's Hobbies)	80
6		Mike Stuart	Airco D.H.5 (DPC)	72,5
6		Henk de Jong	Taylorcraft (Comet)	72,5
8		Edward Griffiths	Cessna 140 (Vintage Model Company)	70
9		Peter Smart	Citabria (Dumas)	68,5
10		Doug Hunt	Hansa Brandenburg W12 (Micro Aces)	67,5
11		Graham Banham	Heinkel 100V8 (Flyline Models)	62,5
12		Vincent Merlijn	Pitts Special (Herr Engineering)	60
13		Martin Pike	Howard DGA-6 Mr. Mulligan (Dumas)	58
14		Martin Lambert	Me109 (Guillows)	57,5
15		Peter Fardell	Fairchild 24 (Guillows)	45
16		Christian Fritzsche	Jodel D.18 (Vintage Model Company)	43















## Kit Scale flying

Placing	Country	Name	Model	Flight 1	Flight 2	Flight 3	Flight 4	Total 2 best flights
1		Gerard Brinks	Bowers Fly Baby (Hummingbird)	0	0	89	104	193
2		Jiri Dolezel	Rearwin Speedster (Flyline Models)	75	97	90	94	191
2		Jonathan Markovitz	Bristol Scout (Lee's Hobbies)	91	97	88	94	191
4		Mike Stuart	Airco D.H.5 (DPC)	89	90	90	90	180
5		Graham Banham	Heinkel 100V8 (Flyline Models)	85	92	87	86	179
6		George Kandylakis	Blackburn Monoplane (Aerographics)	0	77	0	96	173
7		John Bowerman	Fieseler Storch (Guillows)	81	0	89	0	170
7		Henk de Jong	Taylorcraft (Comet)	84	86	0	70	170
7		Peter Smart	Citabria (Dumas)	58	71	88	82	170
10		Peter Fardell	Fairchild 24 (Guillows)	80	83	85	80	168
11		Martin Pike	Howard DGA-6 Mr. Mulligan (Dumas)	60	59	82	83	165
12		Edward Griffiths	Cessna 140 (Vintage Model Company)	81	0	0	82	163
13		Vincent Merlijn	Pitts Special (Herr Engineering)	43	69	70	92	162
14		Doug Hunt	Hansa Brandenburg W12 (Micro Aces)	77	71	79	72	156
15		Christian Fritzsche	Jodel D.18 (Vintage Model Company)	0	0	75	75	150
16		Martin Lambert	Me109 (Guillows)	0	62	0	82	144














## Kit Scale Overall

Placing	Country	Name	Model	Static	Flying	Total
1		Jiri Dolezel	Rearwin Speedster (Flyline Models)	90	191	281
2		Gerard Brinks	Bowers Fly Baby (Hummingbird)	85	193	278
3		Jonathan Markovitz	Bristol Scout (Lee's Hobbies)	80	191	271
4		George Kandylakis	Blackburn Monoplane (Aerographics)	83	173	256
5		Mike Stuart	Airco D.H.5 (DPC)	72,5	180	252,5
6		John Bowerman	Fieseler Storch (Guillows)	82,5	170	252,5
7		Henk de Jong	Taylorcraft (Comet)	72,5	170	242,5
8		Graham Banham	Heinkel 100V8 (Flyline Models)	62,5	179	241,5
9		Peter Smart	Citabria (Dumas)	68,5	170	238,5
10		Edward Griffiths	Cessna 140 (Vintage Model Company)	70	163	233
11		Doug Hunt	Hansa Brandenburg W12 (Micro Aces)	67,5	156	223,5
12		Martin Pike	Howard DGA-6 Mr. Mulligan (Dumas)	58	165	223
13		Vincent Merlijn	Pitts Special (Herr Engineering)	60	162	222
14		Peter Fardell	Fairchild 24 (Guillows)	45	168	213
15		Martin Lambert	Me109 (Guillows)	57,5	144	201,5
16		Christian Fritzsche	Jodel D.18 (Vintage Model Company)	43	150	193














## F4D (open rubber) Static score

Placing	Country	Name	Model	Static score
1		Richard Crossley	Nakajima B5N Kate	1816
2		George Kandylakis	Avro "F"	1808
3		Antonin Alfery	Chance Vought V-173	1787
4		Mats Johansson	MH 521 Broussard	1783
5		Jiri Dolezel	Avia BH-9	1768
6		Lars Tolkstam	Rumpler C.1	1633
7		Mike Stuart	Curtiss SOC Seagull	1553
8		Peter Fardell	Bleriot XI	1423
9		Peter Smart	Pitts Special	1385
10		Martin Pike	Auster J4	1291
11		Graham Banham	Botali PAMA	1250
12		Jean-Claude Bourdeaud'hui	Broussard	1123
13		Henk de Jong	Piper Cub	1076










## F4D (open rubber) Flying

Placing	Country	Name	Model	Flight 1	Flight 2	Flight 3	Flight 4	Best Flight	Bonus
1		Lars Tolkstam	Rumpler C.1	0	1729	1287	1900	1900	
2		Jiri Dolezel	Avia BH-9	1631	1700	1729	1800	1800	
2		Richard Crossley	Nakajima B5N Kate	1800	1548	1521	1294	1800	
4		Henk de Jong	Piper Cub	1634	1466	1416	0	1634	
5		Antonin Alfery	Chance Vought V-173	1148	1384	886	1119	1522	10% Multi engine
6		Peter Smart	Pitts Special	1520	1520	1356	1356	1520	
7		Mike Stuart	Curtiss SOC Seagull	1449	1417	1497	1024	1497	
8		Graham Banham	Botali PAMA	1386	938	1463	1316	1463	
9		Peter Fardell	Bleriot XI	1306	1272	1447	1432	1447	
10		Mats Johansson	MH 521 Broussard	1035	0	1253	1351	1351	
11		Jean-Claude Bourdeaud'hui	Broussard	1220	0	1296	1018	1296	
12		Martin Pike	Auster J4	802	0	0	0	802	
-		George Kandylakis	Avro "F"	0	0	0	0	-	










## F4D (open rubber) Overall

Placing	Country	Name	Model	Static	Flight	Total
1		Richard Crossley	Nakajima B5N Kate	1816	1800	3616
2		Jiri Dolezel	Avia BH-9	1768	1800	3568
3		Lars Tolkstam	Rumpler C.1	1633	1900	3533
4		Antonin Alfery	Chance Vought V-173	1787	1522	3309
5		Mats Johansson	MH 521 Broussard	1783	1351	3134
6		Mike Stuart	Curtiss SOC Seagull	1553	1497	3050
7		Peter Smart	Pitts Special	1385	1520	2905
8		Peter Fardell	Bleriot XI	1423	1447	2870
9		Graham Banham	Botali PAMA	1250	1463	2713
10		Henk de Jong	Piper Cub	1076	1634	2710
11		Jean-Claude Bourdeaud'hui	Broussard	1123	1296	2419
12		Martin Pike	Auster J4	1291	802	2093
-		George Kandylakis	Avro "F"	1808	-	-










## F4E (Electric) Static score

Placing	Country	Name	Model	Static Score
1		George Kandylakis	Avro 504N	1877
2		Antonin Alfery	N.A F1J Fury	1752
3		Richard Crossley	Short Shetland Mk1	1658
4		Gerard Brinks	Fairchild F71	1615
5		Mike Stuart	Airco D.H.5	1482
6		Graham Banham	Armstrong Whitworth AW27 Ensign	1419
7		Peter Smart	Fokker XXXIV	1378
8		Jonathan Markovitz	Bristol Scout	1186
9		Martin Lambert	Fantrainer 600	1180






## F4E (Electric) Flying

Placing	Country	Name	Model	Flight 1	Flight 2	Flight 3	Flight 4	Best flight	Bonus
1		Graham Banham	Armstrong Whitworth AW27 Ensign	1695	1800	0	1215	1980	10% Multi engine
1		Richard Crossley	Short Shetland Mk1	1800	1720	1703	1695	1980	10% Multi engine
3		Peter Smart	Fokker XXXIV	0	0	1589	1548	1748	10% Multi engine
4		Antonin Alfery	N.A F1J Fury	1658	1658	1673	1673	1673	
5		Jonathan Markovitz	Bristol Scout	1482	0	1465	1634	1634	
6		George Kandylakis	Avro 504N	0	0	1398	1442	1442	
7		Martin Lambert	Fantrainer 600	0	1241	0	782	1241	
8		Mike Stuart	Airco D.H.5	1110	0	0	1176	1176	
9		Gerard Brinks	Fairchild F71	0	0	0	0	-	


## F4E (Electric) Overall

Placing	Country	Name	Model	Static	Flight	Total
1		Richard Crossley	Short Shetland Mk1	1658	1980	3638
2		Antonin Alfery	N.A F1J Fury	1752	1673	3425
3		Graham Banham	Armstrong Whitworth AW27 Ensign	1419	1980	3399
4		George Kandylakis	Avro 504N	1877	1442	3319
5		Peter Smart	Fokker XXXIV	1378	1748	3126
6		Jonathan Markovitz	Bristol Scout	1186	1634	2820
7		Mike Stuart	Airco D.H.5	1482	1176	2658
8		Martin Lambert	Fantrainer 600	1180	1241	2421
-		Gerard Brinks	Fairchild F71	1615	-	-






## F4E (CO2) Static score

Placing	Country	Name	Model	Static Score
1		Jiri Dolezel	Fokker E.III	1757
2		Antonin Alfery	Pfalz D.XII	1749
3		George Kandylakis	PZL P.24	1551
4		Henk de Jong	Curtiss Robin	1186
-		Vincent Merlijn	Macchi	-

## F4E (CO2) Flying

Placing	Country	Name	Model	Flight 1	Flight 2	Flight 3	Flight 4	Best flight
1		Antonin Alfery	Pfalz D.XII	1529	1610	1509	1627	1627
2		Jiri Dolezel	Fokker E.III	0	982	0	1527	1527
3		Henk de Jong	Curtiss Robin	1361	1214	1316	0	1361
4		George Kandylakis	PZL P.24	0	1357	1359	0	1359
5		Vincent Merlijn	Macchi	1159	0	988	0	1159

## F4E (CO2) Overall

Placing	Country	Name	Model	Static	Flight	Total
1		Antonin Alfery	Pfalz D.XII	1749	1627	3376
2		Jiri Dolezel	Fokker E.III	1757	1527	3284
3		George Kandylakis	PZL P.24	1551	1359	2910
4		Henk de Jong	Curtiss Robin	1186	1361	2547
-		Vincent Merlijn	Macchi	-	1159	-

### Other Awards:

**Gasparin Trophy:**

**Multi engine award:**

**Concours D'Elegance:**

**Contest Directors:**

**Prizes:**

Nijmeegse Luchtvaartclub

Graham Banham

George Kandylakis

Bernard Bruins & Roel Lucassen

Roel Lucassen & Gerard Brinks

Armstrong Whitworth AW27 Ensign

Avro 504N

### Judges:

**F4D/F4E static:**

**F4D/F4E Flying:**

**Kit Scale Static:**

**Kit Scale Flying:**

**F4F:**

**Pistachio:**

Luis Bautista & Henk Brendel

Luis Bautista & Henk Brendel

Gert Brendel & Larissa Bruins

Gert Brendel & Larissa Bruins

Gert Brendel & Larissa Bruins

Gerard Brinks & Erik Crins